




Use these activities with or without the book How To Grow A Friend by Sara Gillingham to help your students learn about being a good friend. All of the activities come in color & black and white.

“Growing A Friendship” Worksheet Activity

Kids will identify ways that they can be a good friend to others. This activity includes two options to help you differentiate based on the ability of your students.



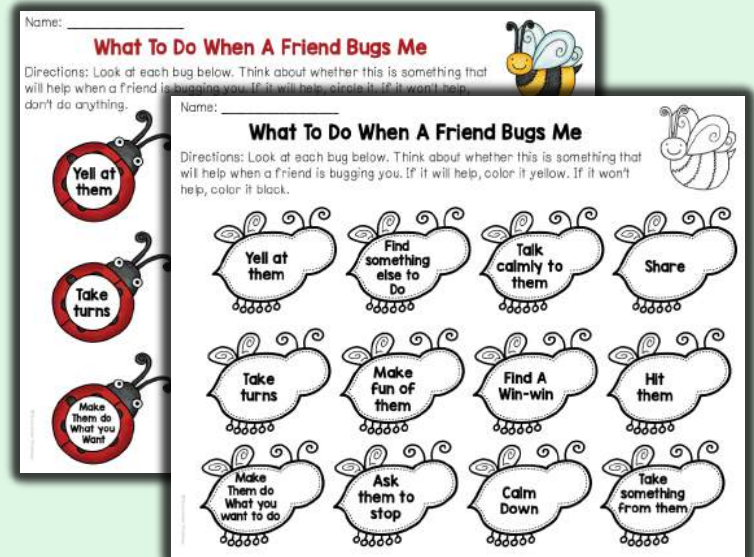


“Growing A Friendship” Sorting Activity

Kids will look at 16 actions and decide whether they are things that make a friendship grow or droop. Then, they’ll put the cards in the correct envelope.

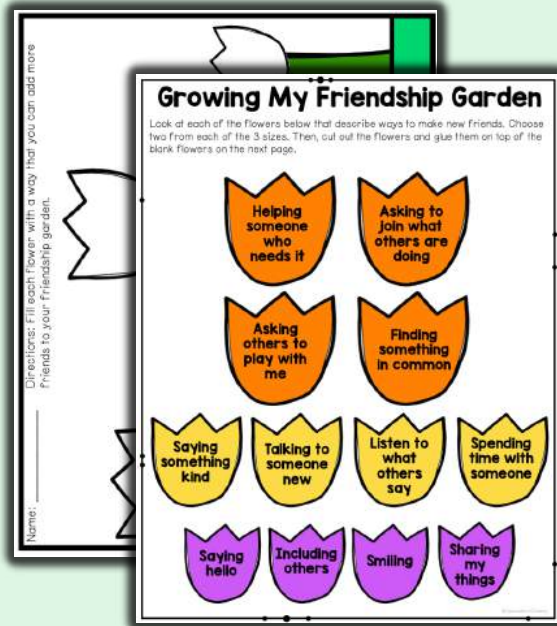
Conflict Resolution Strategy Worksheets

Kids will look at 12 ways to solve conflicts and decide whether or not each strategy is helpful.



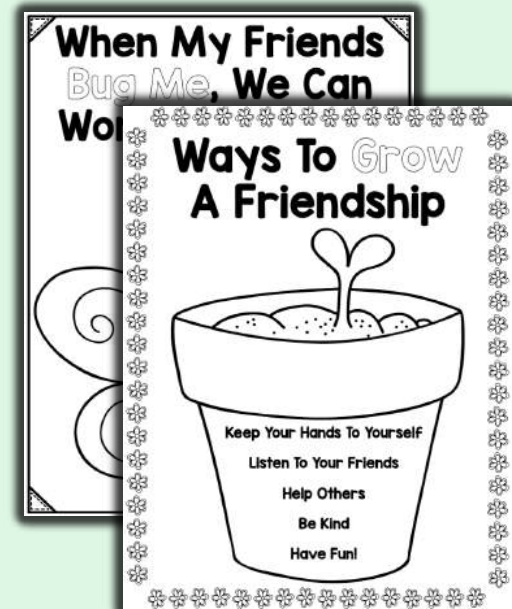
“Growing My Friendship Garden” Worksheet Activity

Kids will decorate their flower gardens with ways to make new friends. This activity includes two options to differentiate based on student ability.



3 Coloring Pages

Use these coloring pages to help reinforce the concepts from the other activities in this resource.



All activities are included in a Google Slides format!

These friendship activities are also provided in a digital format to support educators doing distance learning or looking to incorporate technology into their lessons!

This slide contains two columns of activities. The left column, titled "Things That Make A Friendship Grow", lists 14 behaviors: Yelling at your friend, Ignoring your friend, Laughing at your friends, Cheering up your friends when they are sad, Sharing and taking turns, Listening when your friend talks, Not letting anyone else have a turn, Bragging about winning, Being okay when your friends have other friends, Hitting, pushing, or kicking, Using kind words, Helping each other, Keeping your hands to yourself, Taking things that aren't yours, and Including others. The right column, titled "Things That Make A Friendship Droop", is currently blank. A small flower icon is next to the "Grow" title, and a seedling icon is next to the "Droop" title.

This slide is titled "Growing My Friendship Garden". It features a garden scene with several flowers of different colors (orange, purple, yellow) on green stems. Above the garden are 14 flower-shaped callouts, each containing a behavior: Asking others to play with me, Listen to what others say, Talking to someone new, Saying something kind, Spending time with someone, Including others, Saying hello, Smiling, Sharing my things, Finding something in common, Asking to join what others are doing, and Helping someone who needs it. To the right of the garden, there are directions: "Directions: Fill each flower with a way that you can add more friends to your friendship garden. Type your own answers or choose from the flowers on the left side of the page. If you are choosing flowers from the left side of the page, choose two from each color and then drag them on top of the flowers below. Delete the flowers you don't use." The title "Growing My Friendship Garden" is written in a green box at the bottom.