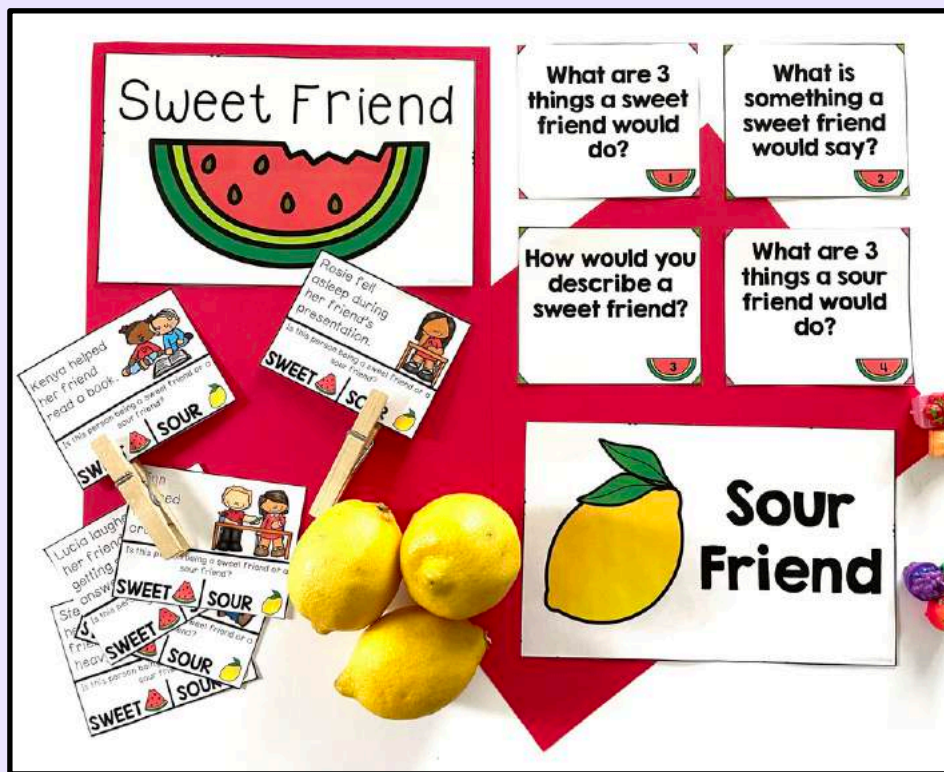



# These activities are a fun way to help your students learn what it means to be a good friend!



Perfect for...

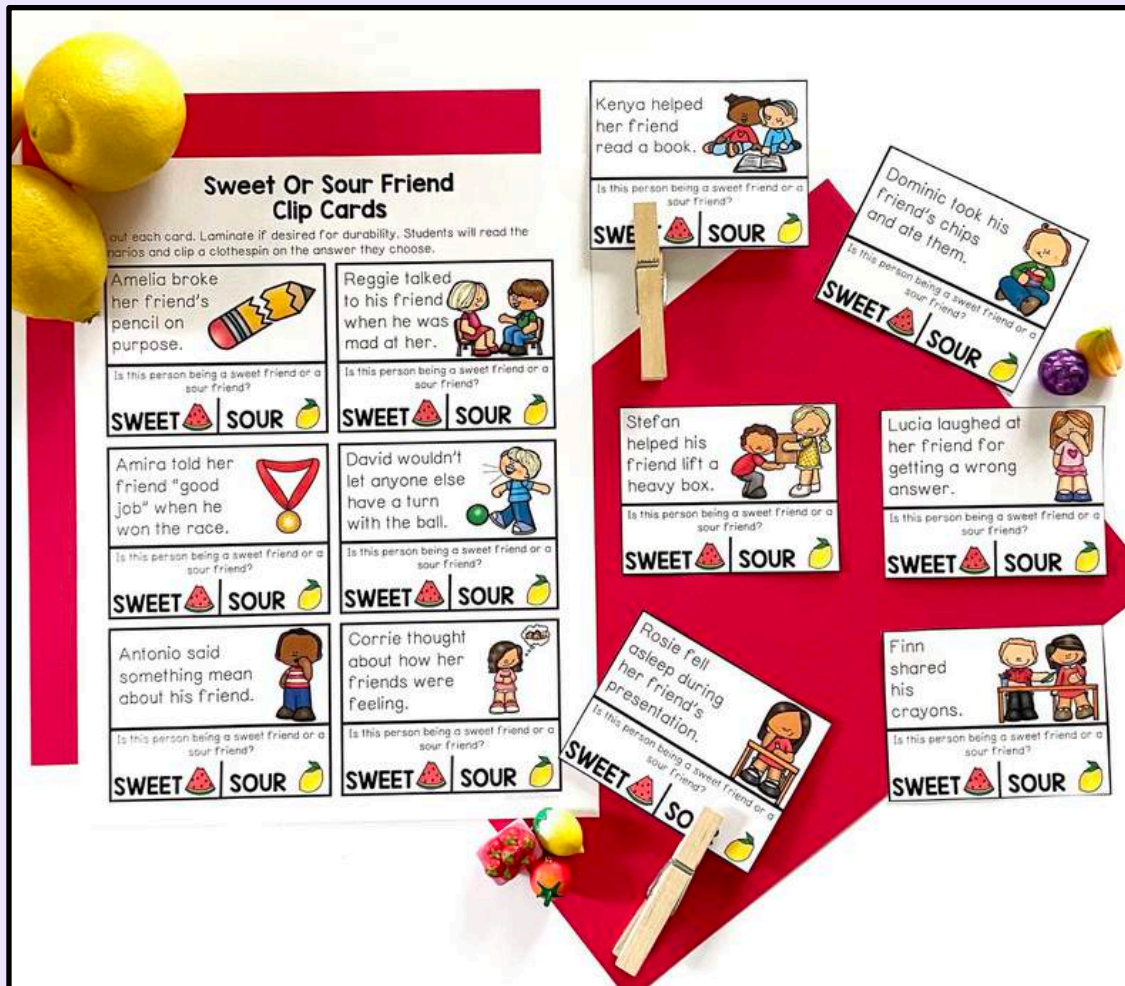
- Friendship lessons or groups
- Kindness lessons or groups
- Social skills lessons or group
- Students who could benefit from being able to identify a good friend
- Students who could benefit from being a good friend

# “SWEET OR SOUR FRIEND” SORTING GAME



Students will listen to ten scenarios and decide whether or not the person in the scenario is being a “sweet friend” or “sour friend.”

# 18 CLIP CARDS



Students will look through the situations and decide whether they are examples of a sweet friend or a sour friend.

They can place a clothespin on the answer they choose.

These come in color and B&W.

# CUT & PASTE ACTIVITY AND WORKSHEET

Name: \_\_\_\_\_

**Sweet Friend Vs. Sour Friend Cut & Paste**

Directions: Cut out the words at the bottom, and decide if it is something a "sweet friend" or a "sour friend" would do!

Sweet Friend 

\_\_\_\_\_

\_\_\_\_\_

Calling someone names	Taking things
Messing up someone else's work on purpose	Sharing
Giving someone a compliment	Pushing

Name: \_\_\_\_\_

**I Am A Sweet Friend!**

I can be a sweet friend by:

\_\_\_\_\_

\_\_\_\_\_

Here is a picture of me being a sweet friend!



When I am a sweet friend, other people feel:

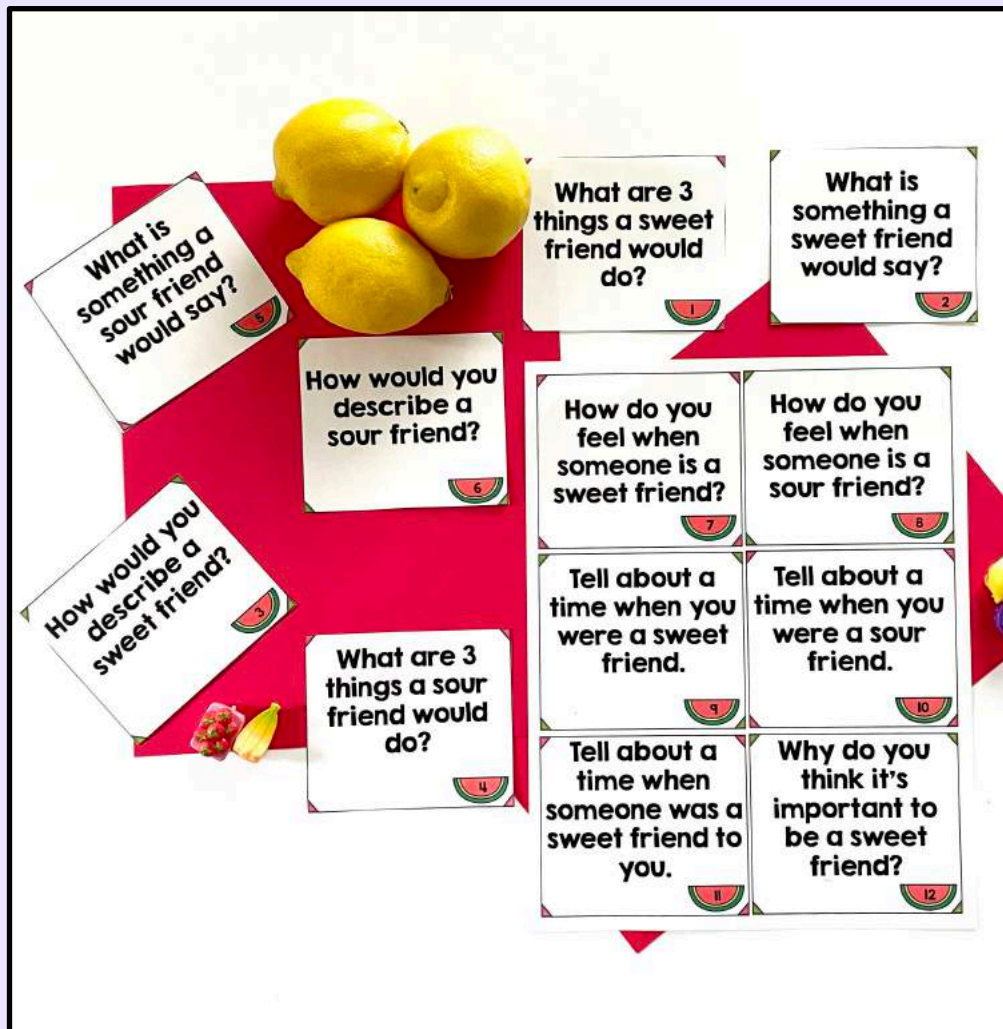
\_\_\_\_\_

\_\_\_\_\_

Students will consider what makes up a "sweet friend" and how they can be one!

# 18 DISCUSSION CARDS

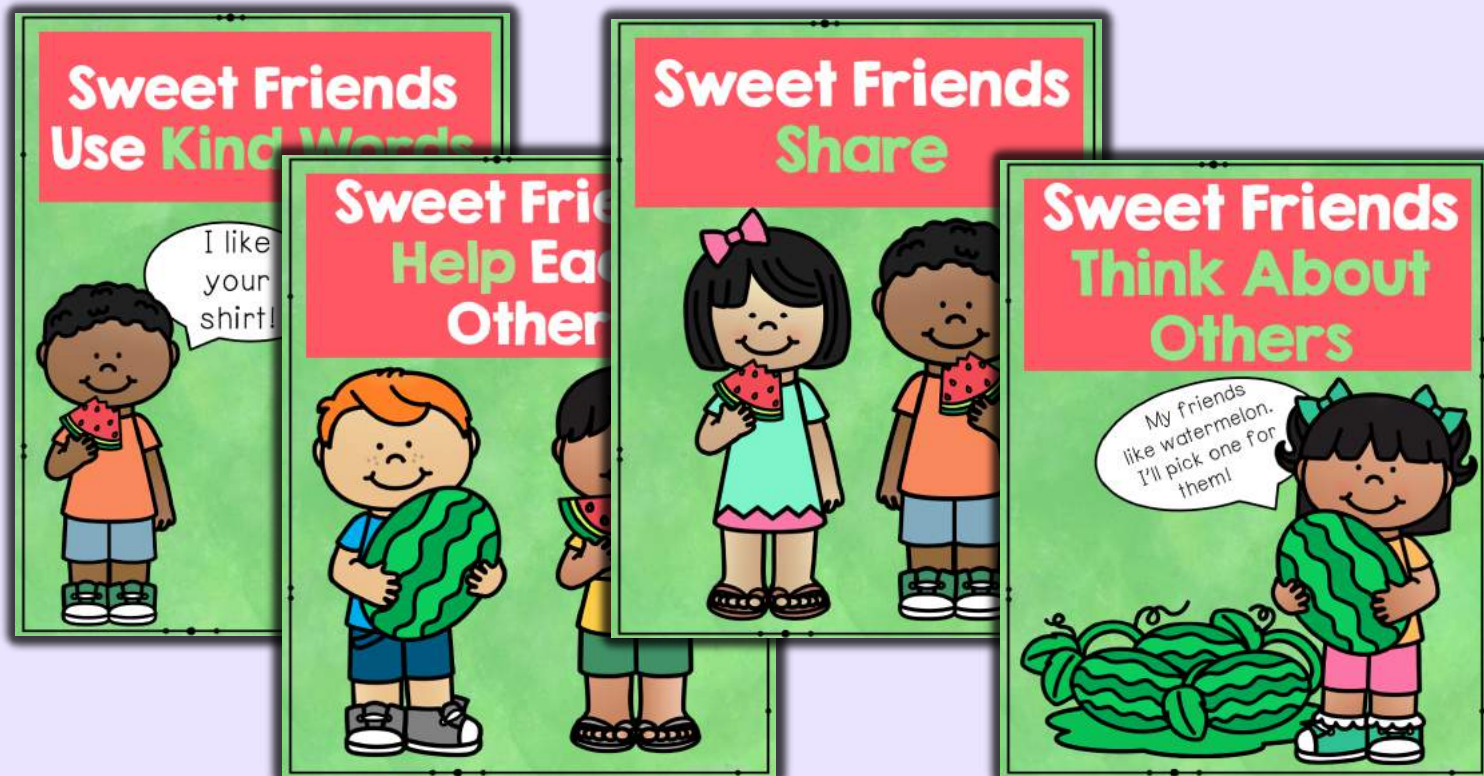


Use these discussion cards to promote conversation about healthy friendships.

They are perfect for small groups or morning meetings!









# 4 POSTERS




















These come in color and b&w. They are also provided as color and b&w bookmarks!



# GOOGLE SLIDES

These friendship activities are included in a Google Slides format! This is great for distance learning or for educators looking to add technology into their lessons.

<p>9. McKenzie took her friend's seat in the lunchroom. Is McKenzie being a sweet friend or a sour friend?</p> <p> </p> <p><b>Sweet</b>      <b>Sour</b></p>	<p>10. Garrison helped a friend with her work. Is Garrison being a sweet friend or a sour friend?</p> <p> </p> <p><b>Sweet</b>      <b>Sour</b></p>
<p>11. Olivia said "thank you" to her friend. Is Olivia being a sweet friend or a sour friend?</p> <p> </p> <p><b>Sweet</b>      <b>Sour</b></p>	<p>12. Max wouldn't let his friend have a turn on the game. Is Max being a sweet friend or a sour friend?</p> <p> </p> <p><b>Sweet</b>      <b>Sour</b></p>

<h3>Sweet Or Sour Friend?</h3> <p>Directions: Look at the situations in the top of each box. Decide whether it is an example of a sweet friend or a sour friend.</p> <p>Click on a circle below and drag it over to cover the answer you chose.</p> <p></p>	<p>Amelia broke her friend's pencil on purpose. </p> <p>Is this person being a sweet friend or a sour friend?</p> <p><b>SWEET</b>  <b>SOUR</b> </p>	<p>Reggie talked to his friend when he was mad at her. </p> <p>Is this person being a sweet friend or a sour friend?</p> <p><b>SWEET</b>  <b>SOUR</b> </p>
	<p>Amira told her friend "good job" when he won the race. </p> <p>Is this person being a sweet friend or a sour friend?</p> <p><b>SWEET</b>  <b>SOUR</b> </p>	<p>David wouldn't let anyone else have a turn with the ball. </p> <p>Is this person being a sweet friend or a sour friend?</p> <p><b>SWEET</b>  <b>SOUR</b> </p>
	<p>Antonio said something mean about his friend. </p> <p>Is this person being a sweet friend or a sour friend?</p> <p><b>SWEET</b>  <b>SOUR</b> </p>	<p>Corrie thought about how her friends were feeling. </p> <p>Is this person being a sweet friend or a sour friend?</p> <p><b>SWEET</b>  <b>SOUR</b> </p>

# WHAT PEOPLE ARE SAYING...

“Loved the simple concept of sweet vs sour... My students will often say.... he was a sweet friend to me or she was being a sour friend. Loved this resource and will use it for many years to come.”

–Sandra H.

“This is been a great resource for a students needing to work on building social skills to increase positive peer interactions. Parents have appreciated the strategies for at home connections too.”

– Lidia F.

“One of the best friendship resources I've come across. Really resonated with my students and they still use the "sweet vs. sour" language to this day”

– Meris H.



# TEACHING ABOUT FRIENDSHIP? BUNDLE & SAVE!



These activities are part of a bundle of 9 resources that will help students learn about what it means to be a good friend, why it's important, and how they can have healthy friendships.

**SEE THE BUNDLE HERE!**