

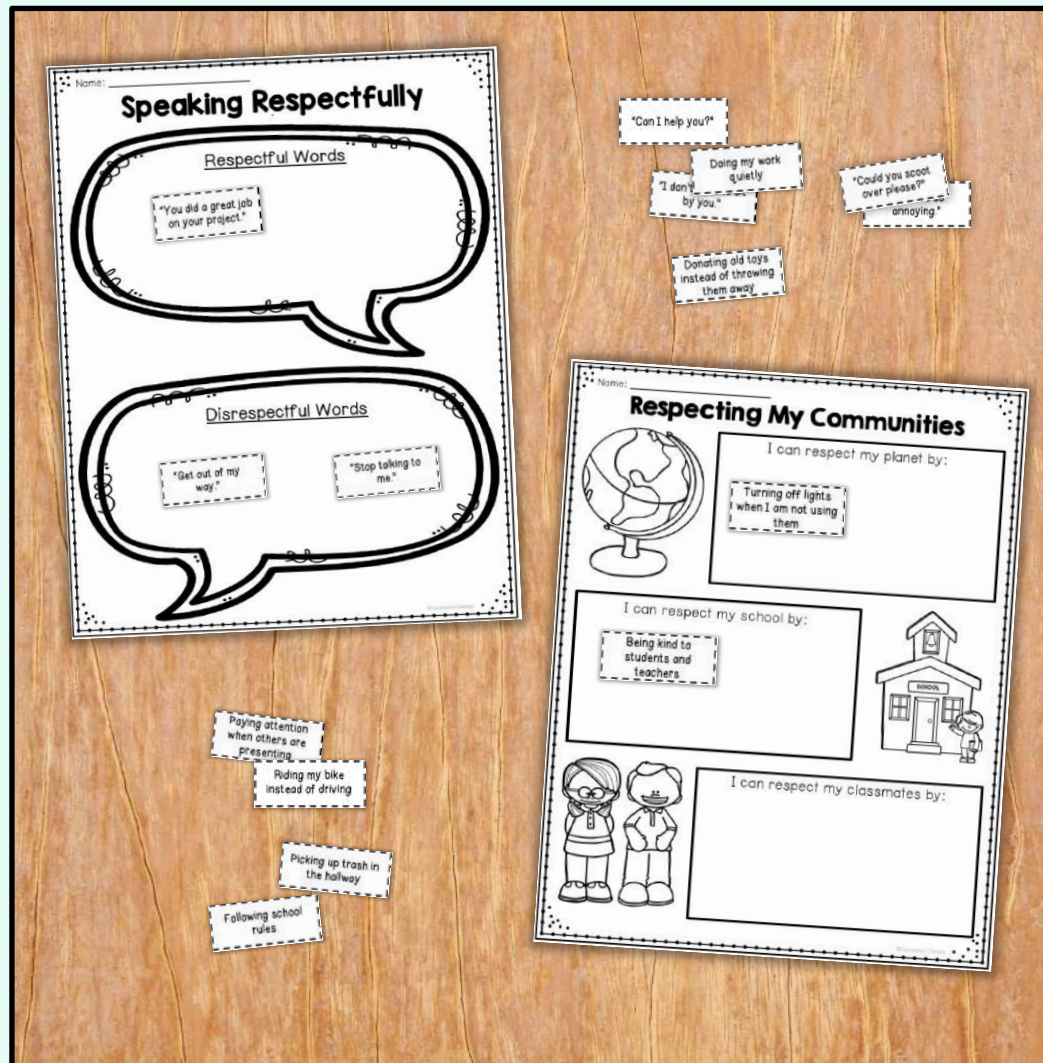
Why use cut & paste activities:

- Cut and paste activities are an **easy, no-prep** addition to any lesson!
- They are a great way to introduce a subject, or to gauge how well your students understand a certain topic.
- Cut and paste activities allow students to sort information in a way that makes sense and helps them to remember.
- Students will learn about topics by looking at scenarios they experience in real life.

How to use cut & paste activities:

- Cut and paste activities can be used in individual, small group or classroom settings.
- They can also be used in centers.
- This resource contains 3 cut and paste activities that can be used individually, or as a set.

Includes 3 cut and paste activities perfect for:



- Character education lessons and groups
- Respect lessons and groups
- Students who could benefit from learning what it means to be respectful
- Students who could benefit from understanding how to behave respectfully

“Speaking Respectfully”

Name: _____

Speaking Respectfully



Respectful Words

Name: _____

Speaking Respectfully

Respect means to value other people and to treat them how you want to be treated! We can show respect through the words we use. Cut out each of the rectangles at the bottom of this page, and paste them onto the correct speech bubble on the following page. You will have to decide whether these sayings are respectful or disrespectful!

"I like your shirt."	"You don't know what you're talking about."	"You did a great job on your project."
"I don't want to sit by you."	"Thank you for picking up my pencil."	"Get out of my way."
"I don't care what you say."	"Could you scoot over please?"	"Stop talking to me."
"Can I help you?"	"You are so annoying."	"Would you like to sit with me?"

 "If you can't think of anything nice to say – you're not thinking hard enough!" -Kid President 

Students will look at 12 scenarios and determine whether the sayings are respectful or disrespectful.

“Behaving Respectfully”

Name: _____

Behaving Respectfully


Respectful Actions

Name: _____

Behaving Respectfully

Respect means to value other people and to treat them how you want to be treated! We can show respect through the things we do. Cut out each of the rectangles at the bottom of this page, and paste them onto the correct rectangle on the following page. You will have to decide whether these actions are respectful or disrespectful!

Rolling your eyes	Cleaning up a mess you made	Talking when others are talking
Doing what your parents ask you to do	Ignoring others	Looking at people when they are talking to you
Name calling	Drawing when someone is giving a class presentation	Letting other people have a turn
Holding the door for someone	Being on time to class	Taking something without asking

 “Be somebody who makes everybody feel like a somebody.”
—Kid President 


©Khanmama.com

Students will look at 12 scenarios and determine whether the actions are respectful or disrespectful.

“Respecting My Communities”


Name: _____

Respecting My Communities



I can respect my planet by:

I can respect my _____




Name: _____


Respecting My Communities

Respect means to value other people and to treat them how you want to be treated! We can show respect to our classmates, our school and even our planet! Cut out each of the rectangles at the bottom of this page, and paste them in the correct category on the following page. You will have to decide whether these are ways you can respect your planet, school or classmates.

Recycling	Picking up trash in the hallway	Donating old toys instead of throwing them away
Letting other students talk	Doing my work quietly	Walking in the hallway
Turning off lights when I am not using them	Riding my bike instead of driving	Paying attention when others are presenting
Asking before borrowing someone's pencil	Being kind to students and teachers	Following school rules



“The time is always right to do what is right.” –Martin Luther King Jr.



Students will look at 12 scenarios and determine whether the actions are respectful or disrespectful.

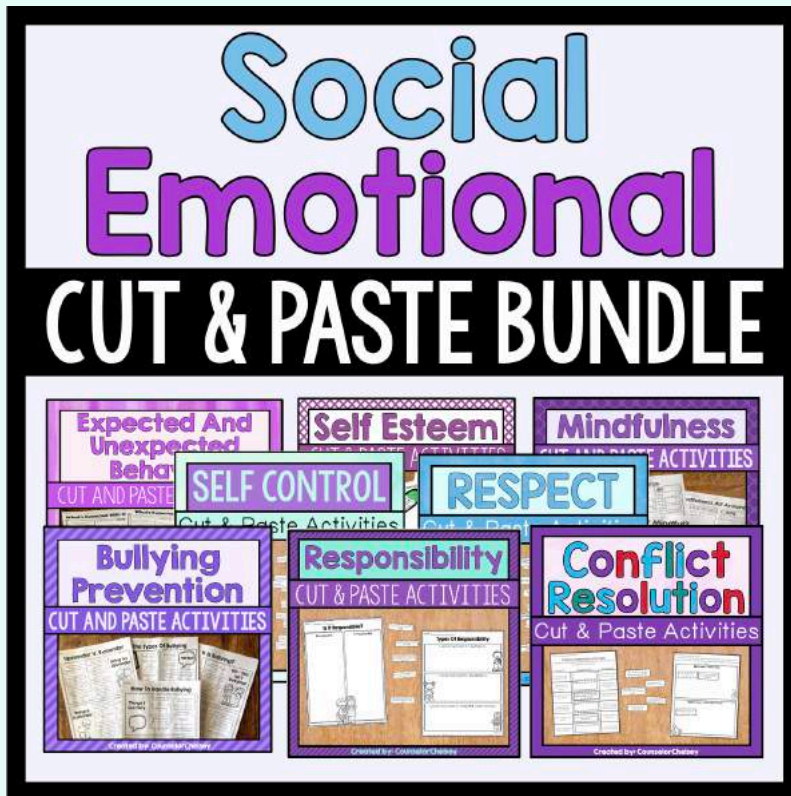
What Others Are Saying...

“My students loved using this resource. They were engaged and it was very easy to use!” –Leslea W.

“The cut and paste activities were a great and engaging activity to include in my guidance lessons for respect :)”

“The kids had fun while learning about speaking and behaving respectfully. I felt this resource was very thorough.” –Stacey F.

Love Cut & Paste Activities? Bundle & Save!



This resource is a part of a bundle that includes 8 sets of cut and paste activities. Kids will learn about important SEL topics like self-esteem, bullying, friendship and more!

[See The Bundle Here](#)