

# What's An Interactive Notebook?

Interactive notebooks are a visually creative way to engage students in the learning and note taking process. Students will use visual graphics and graphic organizers to learn the material in an engaging way. While learning about the topic, students can use their own creativity to color, decorate and manipulate the materials in their notebooks to make the material more interesting and captivating.


## How To Use:

These pages have multiple options for use.

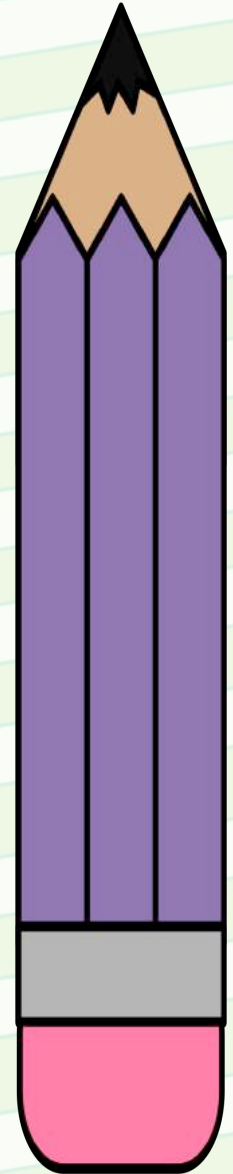
- They can be printed on colored paper, or students can color in the templates.
- They can be glued into an interactive notebook, or be glued onto a separate piece of paper.
- They can be used as a comprehensive unit, or as separate lessons.
- They can be used in individual, small group, or classroom counseling sessions.
- They can be used as stations in group lessons.

\*\*Please note that this resource is a zip file. The materials for each page are included in their own folder for easier use. Please make sure you know how to unzip a file before downloading this resource.

# Includes 8 pages!




1. Big Problem V. Small Problem
2. What Size Is The Problem?
3. Problem Solving Strategies
4. I Can Solve My Own Problems!
5. Does It Fix The Problem?
6. What Will Fix The Problem?
7. My Actions Have Consequences!
8. Solving Real Problems





# Includes photo and written directions for each page

## Directions for Flaps



1. Fold flaps forward on the dotted lines.



2. Dot glue on the back.

For this page, the squares on page 2 show the outline of the square. The squares shown above and pasted on top are only the center box.

See completed sample on page 5.

## Directions for Double Doors Center Cut



2. Fold for



4. Attac

### Objectives:

Students will learn that it is important to consider whether or not their response to the problem fixes the problem. Students will consider whether or not certain responses to problems will fix the problem.

### what's included:

- p.2: Written directions and photo of completed sample
- p.3: Photo directions
- p.4: "Does It Fix The Problem?" Template

### Directions:

In this activity, students will look at 4 problems they may face in real life. For each of the 4 problems, students will look at 4 potential ways to solve the problem and decide whether or not that strategy would fix the problem. Students will record their answer under each flap.

### Fonts and Graphics Provided by:

<https://www.teacherspayteachers.com/Store/Hello-Literacy>  
<https://www.teacherspayteachers.com/Store/The-Candy-Class>

Please note that you have purchased an individual license for this resource, which allows only you to use this resource. Distribution of this resource, on-line or in person, is a copyright violation. If others are interested in this resource, please purchase an additional license for half price, or direct them to my Teachers Pay Teachers store.

## Directions for Pockets



1. Cut out the envelope on the solid lines.



2. Fold the tabs on the dotted lines toward the back of the envelope.

### Objectives:

Students will learn eight problem solving strategies. Students will consider situations in which these problem solving strategies would be useful.

### What's Included:

- p.2: Written directions and photo of completed sample
- p.3: Photo directions
- p.4: "Problem Solving Strategies" Template

### Directions:

In this activity, students will look at 8 problem solving strategies. Students will then list one problem that could be solved by using that strategy. For example, for the strategy "choose something else to do," a student might write "my friend is taking too long on the tablet."

### Fonts and Graphics Provided by:

<https://www.teacherspayteachers.com/Store/Hello-Literacy>  
<https://www.teacherspayteachers.com/Store/The-Candy-Class>

Please note that you have purchased an individual license for this resource, which allows only you to use this resource. Distribution of this resource, on-line or in person, is a copyright violation. If others are interested in this resource, please purchase an additional license for half price, or direct them to my Teachers Pay Teachers store.

# Includes photos of completed samples for each page

