

# ABOUT INTERACTIVE NOTEBOOKS

## What's an interactive notebook?

Interactive notebooks are a visually creative way to engage students in the learning and note taking process. Students will use visual graphics and graphic organizers to learn the material in an engaging way. While learning about the topic, students can use their own creativity to color, decorate and manipulate the materials in their notebooks to make the material more interesting and captivating.

## How can I use them?

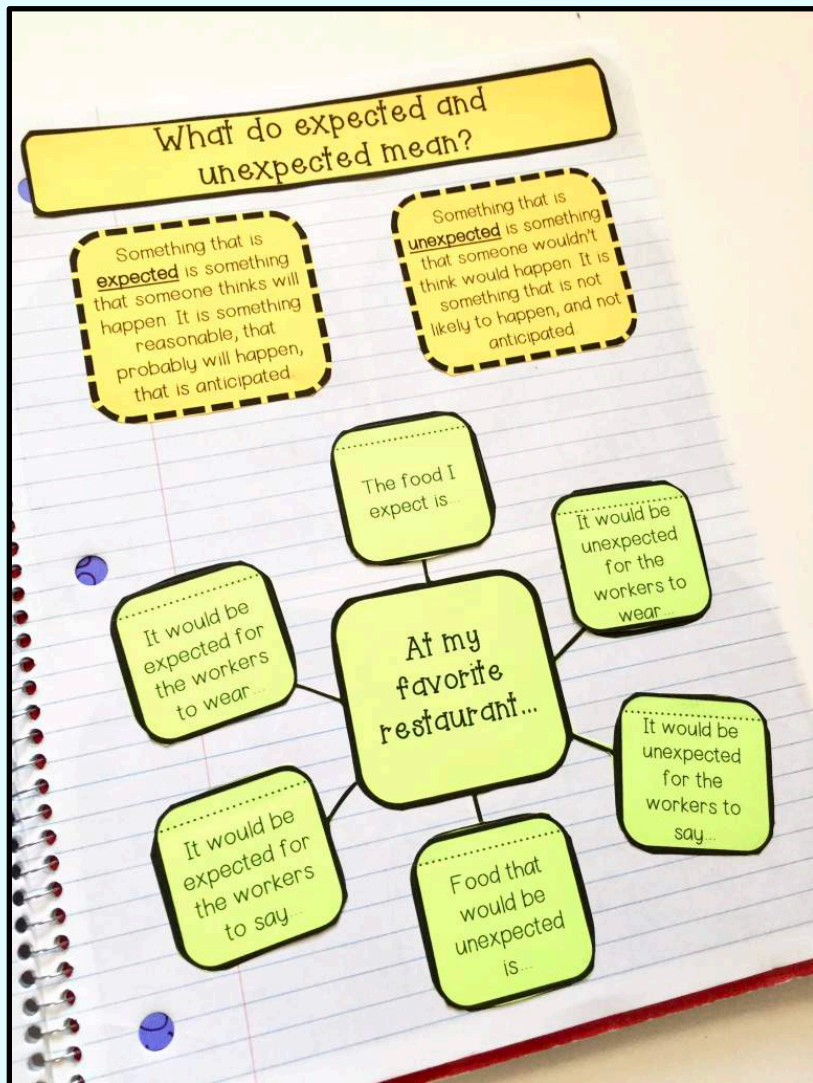
These pages have multiple options for use.

- They can be printed on colored paper, or students can color in the templates.
- They can be glued into an interactive notebook, or be glued onto a separate piece of paper.
- They can be used as a comprehensive unit, or as separate lessons.
- They can be used in individual, small group, or classroom counseling sessions.
- They can be used as stations in group lessons.

## What's included?

- Each of the 8 interactive notebook pages include a complete template, photo directions, written directions, and photos of completed samples.

# PAGE 1: WHAT DO EXPECTED & UNEXPECTED BEHAVIORS MEAN?



## Objective Of This Page:

- Students will become familiar with the terms “expected” and “unexpected.”

## How This Page Works:

- To better understand the concept, students will think about what is expected and unexpected at their favorite restaurant. They will respond to the prompts under the flaps.

# PAGE 2: HOW BEHAVIORS MAKE ME FEEL

How Behaviors Make Me Feel

Expected	Unexpected
Your bus driver stops at a stop sign.	You see people walking backwards on the sidewalk.
You see people with umbrellas in the rain.	Your friend pushes you out of the way in the hallway.
They are serving milk in the cafeteria.	You go to class and your teacher never shows up.
Your friend brings a gift to your birthday party.	You go to the grocery store and they don't have any food.

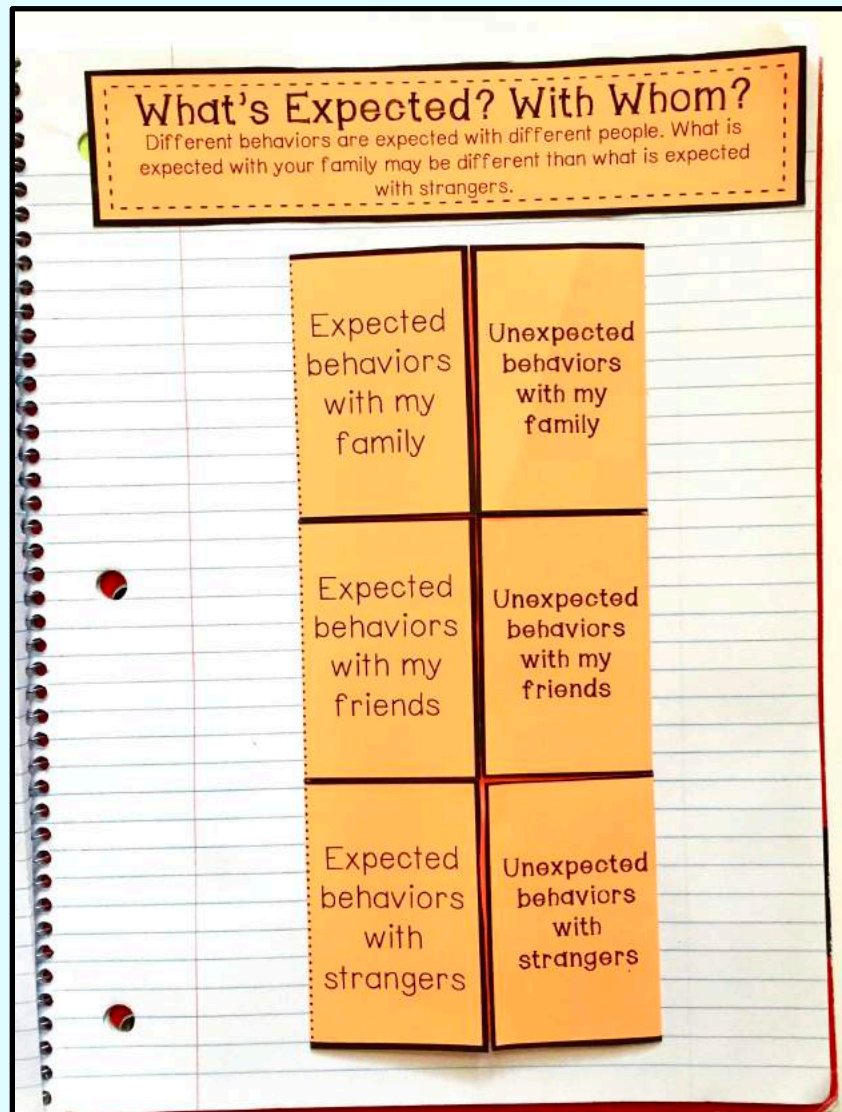
## Objective Of This Page:

- Students will identify how behaviors make them feel.

## How This Page Works:

- Students will look at different behaviors and think about how it would make them feel.
- They will notice that expected behaviors usually lead to “positive” emotions, and unexpected behaviors usually lead to “negative” emotions.

# PAGE 3: WHAT'S EXPECTED? WITH WHOM?



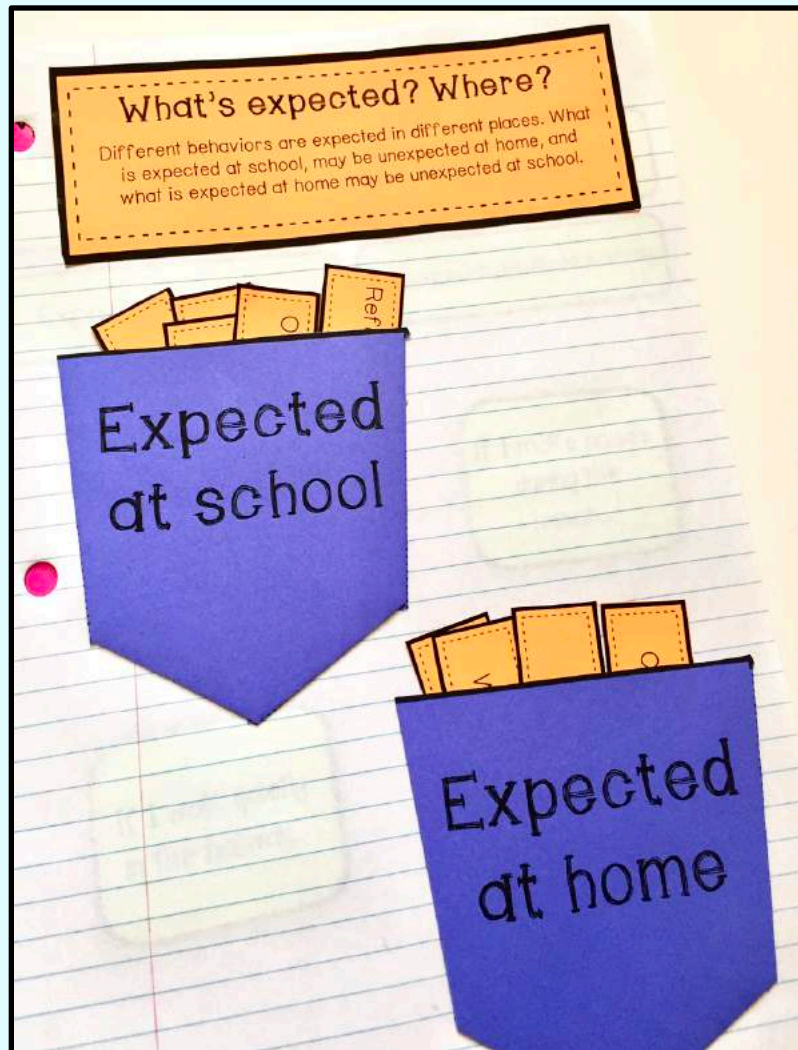
## Objective Of This Page:

- Students will understand that what is expected can change depending on who they are around.

## How This Page Works:

- Kids will look at 3 different groups of people. They will identify behaviors that are expected and unexpected with each group.

# PAGE 4: WHAT'S EXPECTED? WHERE?



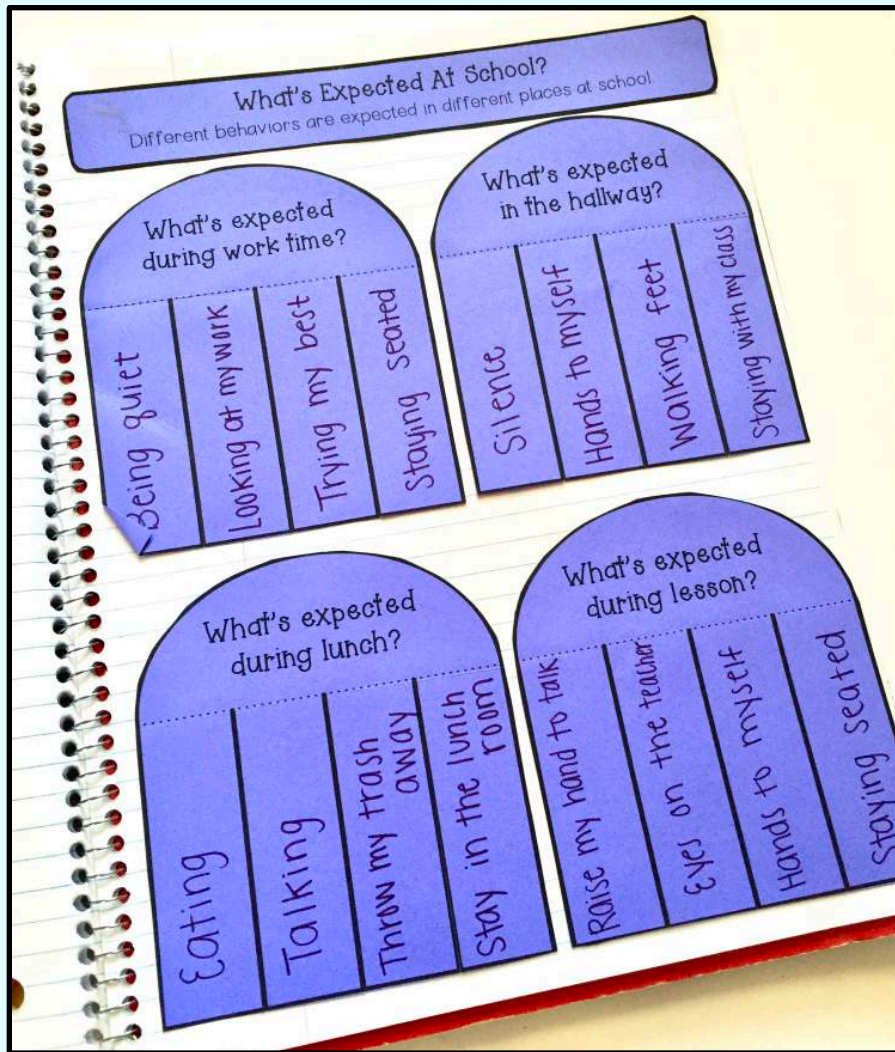
## Objective Of This Page:

- Students will understand that what is expected can change depending on where they are.

## How This Page Works:

- Students will look at 10 behaviors and determine whether they are expected at home or at school.
- They will place each behavior strip into the correct pocket.

# PAGE 5: WHAT'S EXPECTED AT SCHOOL? FLAP BOOK



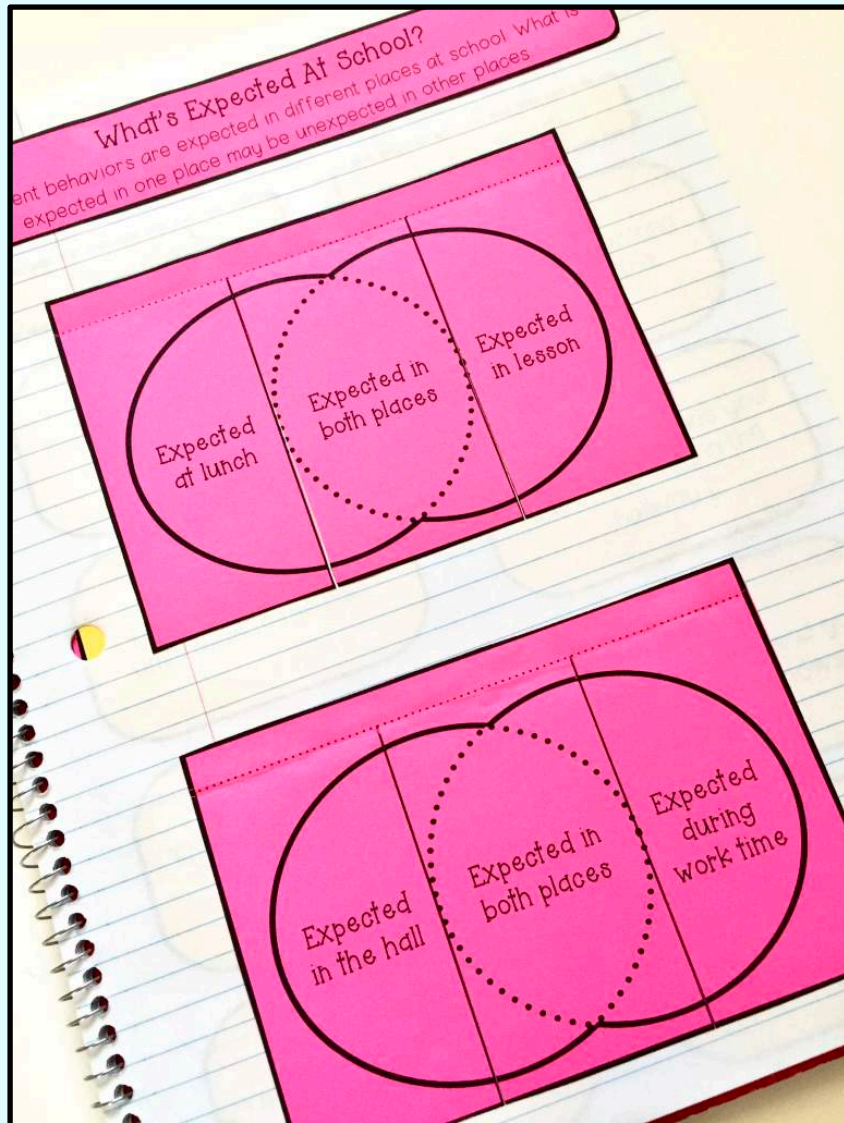
## Objective Of This Page:

- Students will understand that different behaviors are expected in different school settings.

## How This Page Works:

- Kids will look at 4 school settings and write 4 expected behaviors for each one.

# PAGE 6: WHAT'S EXPECTED AT SCHOOL? VENN DIAGRAM



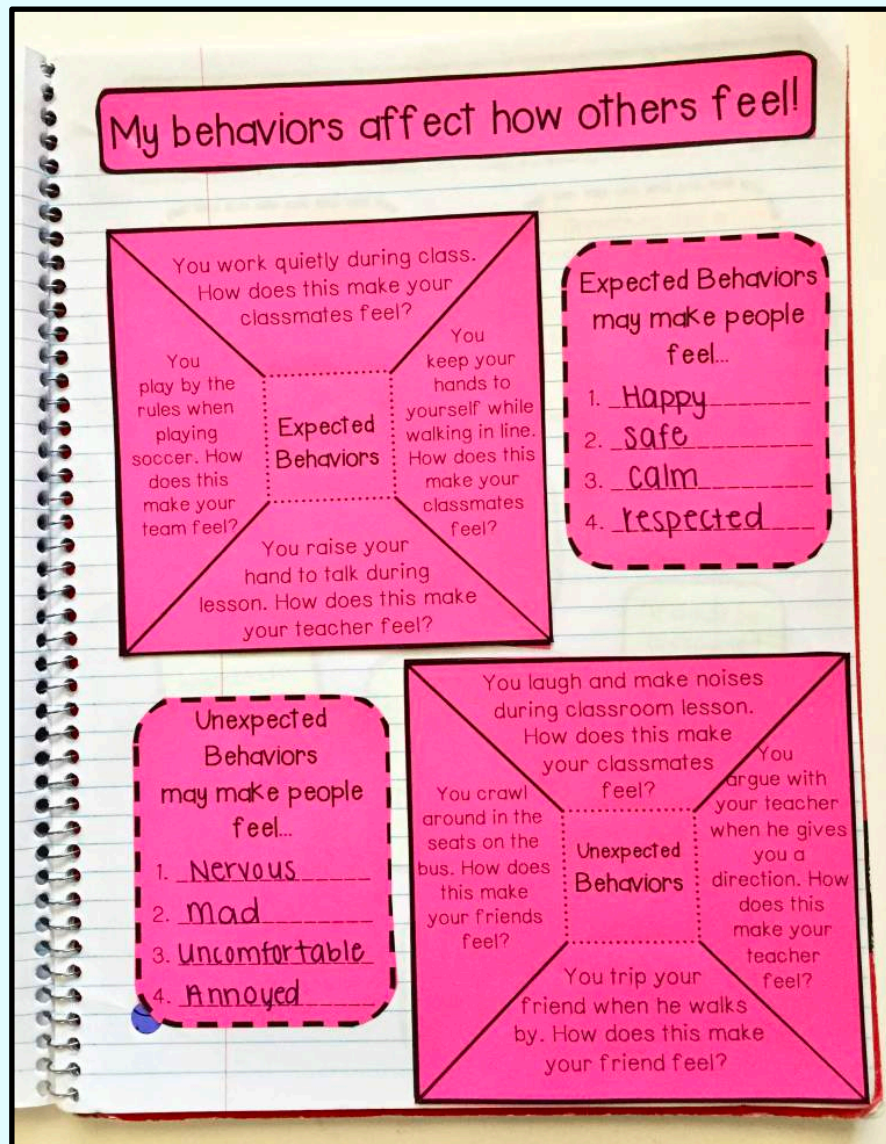
## Objective Of This Page:

- Students will understand that what is expected in one place at school, may not be expected in another place.

## How This Page Works:

- Students will complete 2 venn diagram. For each one, they will decide what is expected in 2 different settings, and then what is expected in both.

# PAGE 7: MY BEHAVIORS AFFECT HOW OTHERS FEEL



## Objective Of This Page:

- Kids will consider how their behaviors make others feel.

## How This Page Works:

- Kids will look at 4 examples of expected behaviors, and 4 examples of unexpected behaviors.
- They will decide how these behaviors may make others feel.



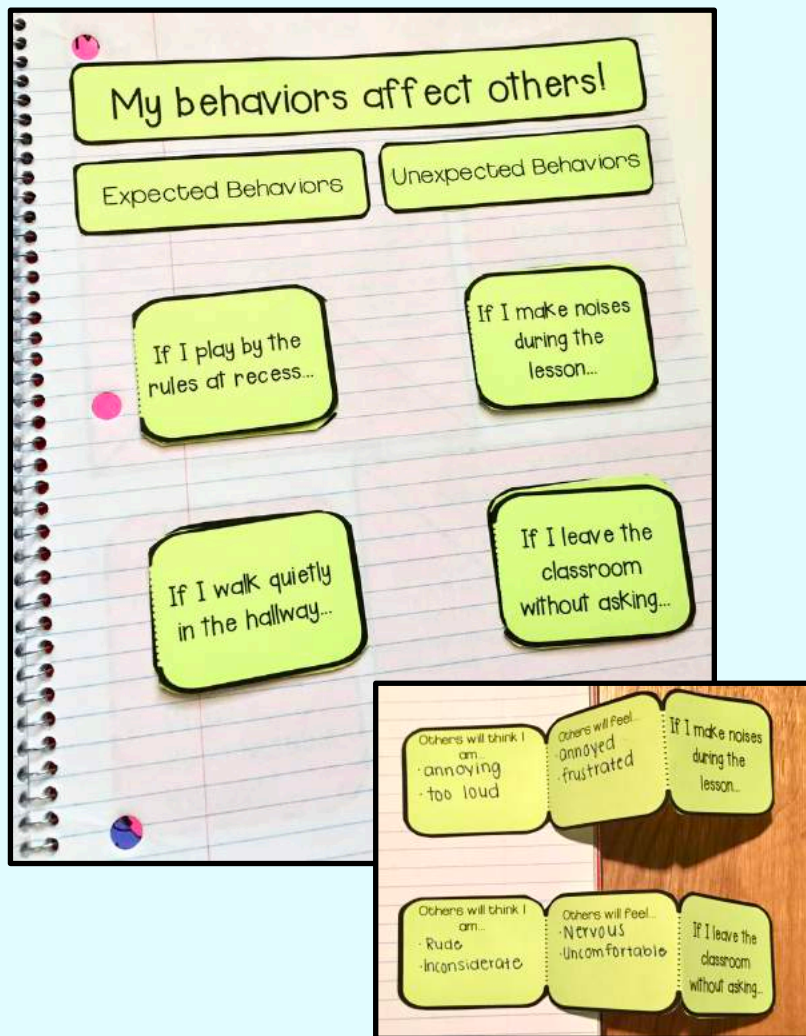
# PAGE 8: MY BEHAVIORS AFFECT OTHERS

## Objective Of This Page:

- Kids will consider the effects that their behaviors may have on the thoughts and feelings of others.

## How This Page Works:

- Kids will look at 4 behaviors. For each one, they will write about how the behavior may cause someone to feel, and how they may view you if you do that behavior.



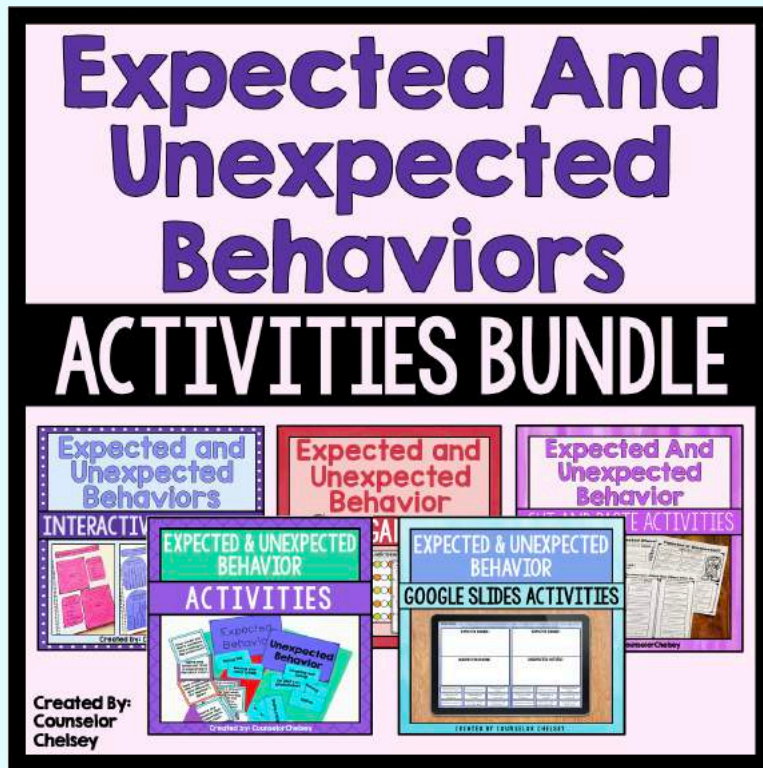
# WHAT OTHERS ARE SAYING...

“My clients really enjoyed this activity and it was hands on which is more engaging for them and it was also easy to understand the differences between behaviors.” –Kendall L.

“This resource is amazing! I love it and the kids do too! Thank you!” –Antonia D.

“Students enjoyed interactive component and benefitted from more understanding of effects of behaviour for themselves and others. Thank you!”  
–Colette O.

# TEACHING ABOUT EXPECTED BEHAVIOR? BUNDLE & SAVE!



These activities are a part of a bundle of 5 resources focused on expected and unexpected behaviors.

The bundle includes games, cut and paste activities, interactive notebook pages and more!

**SEE THE BUNDLE HERE**